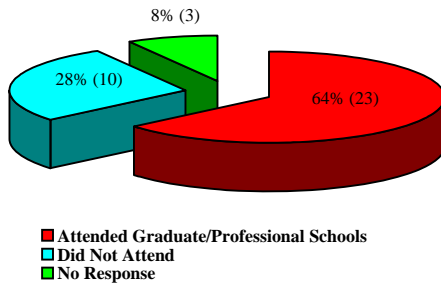


Literature

Alumni Outcomes: 1996-2007

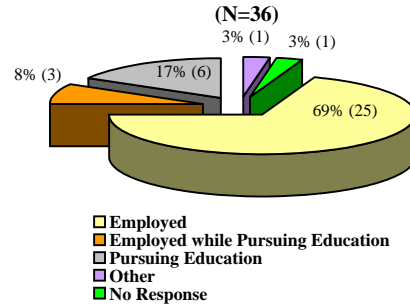
So far, sixty-four percent of the Literature alumni have gone on to attend graduate or professional schools.

Graduate/Professional Education (N=36)



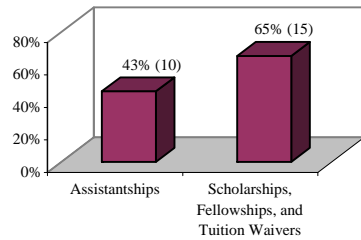
Ninety-five percent of the alumni were employed or pursuing education at the time of completing the survey.

Employment/Pursuing Education Status (N=36)



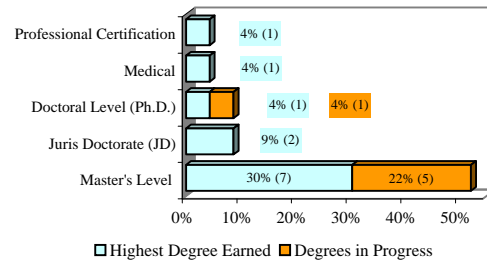
Fifteen out of 23 alumni (65%) who attended graduate/professional schools received some type of graduate financial support.

Graduate/Professional Schools Financial Support* (N=23)



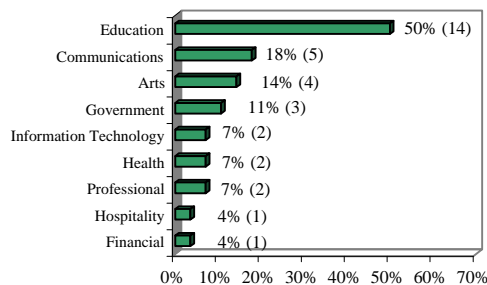
Of alumni who attended graduate/professional schools, 52% (12/23) earned advanced degrees so far. Six degrees (26%) were in progress.

Highest Level of Advanced Degree Earned / Degrees in Progress (N=23)**



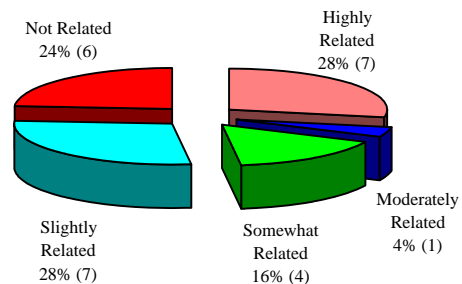
Most Literature alumni report being employed in the education field.

Employment Fields (N=28)



Most alumni careers are related to the Area of Concentration (AOC) at New College.

Relation of Career to AOC (Valid N=25)**



Notes:

- 1) Data Source: November 2007 to February 2008 survey of alumni who graduated between 1996-2007.
- 2) 84 New College alumni graduated during the 1996-2007 period with Areas of Concentration in Literature. Thirty-six provided information, a 43% response rate overall.
- 3) Includes graduates with the following areas of concentration: Cultural Studies, Literature.
- 4) *Based on the number of students who attended graduate/professional schools. (alumni could make multiple selections or not answer the question.)
- 5) **Only the highest earned degree (unduplicated headcount) is reported. Regarding degrees in progress, duplicated headcount is reported, as alumni can pursue more than one degree simultaneously. The number of degrees in progress may not match the number reported in other charts due to missing degree data.
- 6) ***Based on the number of students who answered the question and were employed.

Literature

Graduate school attendance reported by alumni: 1996-2007

Name of Institution	Program of Study	Number Attended or Are Attending
California State University	Education	1
Cambridge University	CELTA and TOEFL	1
Colorado Christian University	Curriculum and Instruction	1
Columbia University	English Education	1
CUNY Graduate Center	English	1
Not Indicated	Poetry	1
Georgetown University	English	1
Georgia State University	Film, Video and Digital Imaging	1
New York University	Cinema Studies	1
Ohio State University	English	1
Ohio State University	English, Rhetoric, Composition, and Literacy	1
Rice University	Cultural Anthropology	1
Rutgers University	Social Work	1
University of California Berkeley	Journalism	1
University of California Santa Barbara	English with an emphasis on Medical Studies	1
University of California Santa Cruz	Literature	1
University of Central Florida	Mental Health Counseling	1
University of Florida	Counselor Education and Mental Health Counseling	1
University of Michigan	Information: Archives and Records Mgmt	1
University of New Mexico	Law	1
University of Notre Dame	English	1
University of South Florida	Early Childhood Education	1
University of South Florida	English Education	1
University of South Florida	Medicine	1
University of South Florida	Public Health	1
University of Virginia	Creative Writing and Poetry	1
University of Wisconsin	English	1
Yeshiva University	Law	1